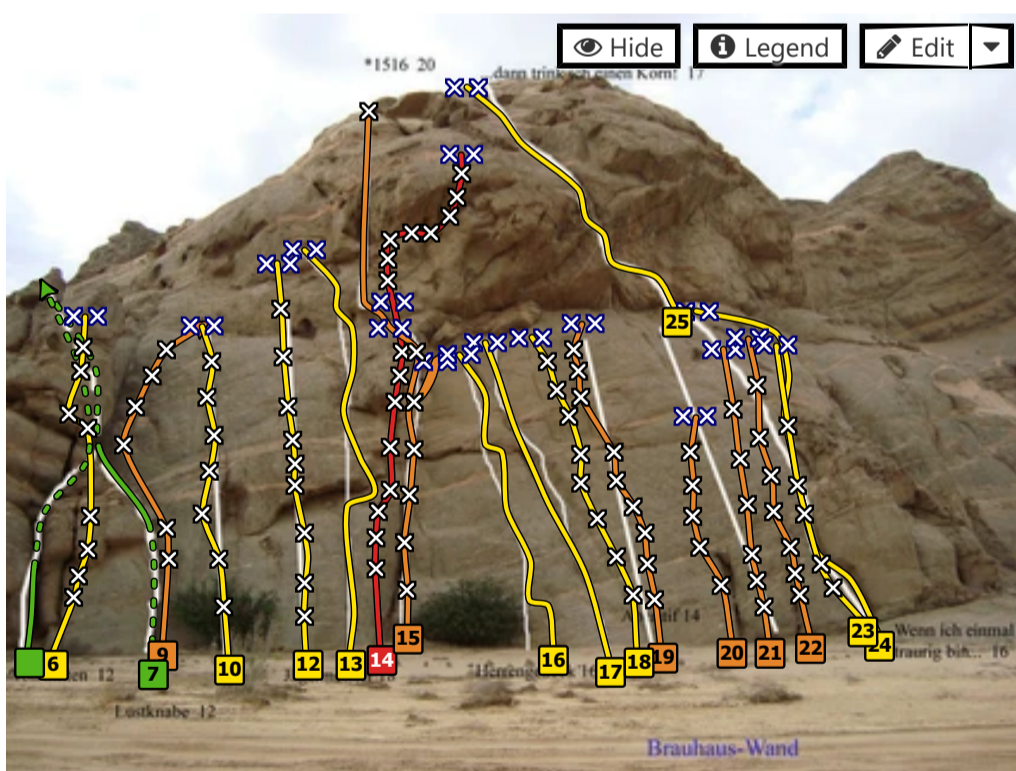
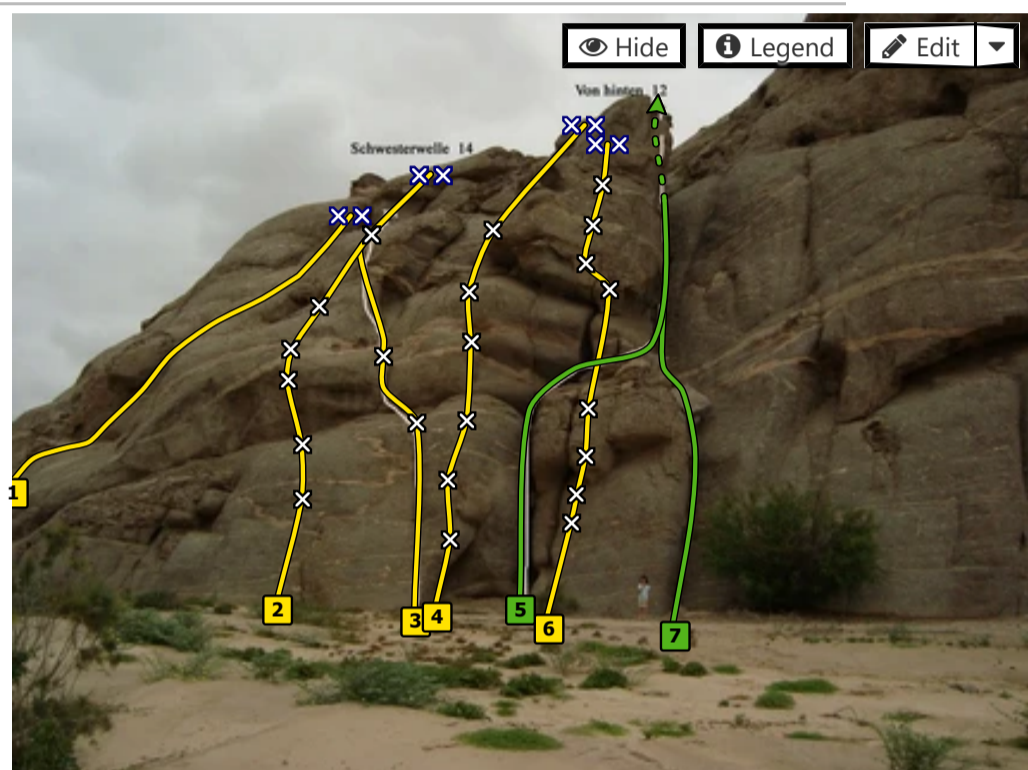


- 1. Swakop River 61 in Area
  - 1.1. Brauhaus-Wand 33 routes in Crag
  - 1.2. Power Tower 2 routes in Crag
  - 1.3. Stiefel 3 routes in Crag
  - 1.4. Kückis Pub 1 routes in Crag
  - 1.5. Flinstones 4 routes in Crag
  - 1.6. Dead Vlei 4 routes in Crag
  - 1.7. Staring Eyes Wall 6 routes in Crag
  - 1.8. Piccola Italia 3 routes in Crag
  - 1.9. Boulder Valley 2 routes in Field
  - 1.10. Caveman 2 routes in Crag
- 2. Index by grade


## 1. Swakop River

### 1.1. Brauhaus-Wand



Route	Grade Style	Selected ascents
1 <b>Dance Monkey</b> Easy climb for beginners. Climb up to the big ledge then follow solping crack line to the top. Set: R Beeker & J E Kock, Jan 2024	13 Sport 15m, 06	
2 <b>WonderWoman</b> Starts on a thin face climb to the ledge, then up through the bulge on good grips. Friction climbing to the top. Last bolt and anchor is shared with SCHWESTERWELLE Set: Speedy Gonzalez & J E Kock	17 Sport 15m, 06	

3	<b>Schwesterwelle</b>	14	Sport	15m, Q4
<p>Fun climbing. Climb the face on various good grips up to the big ledge, then you move over to the left side to use the same two bolts from Wonder Woman. Not so clean route and not for top rope due the friction of the rope. Wall 3m left of <b>Von Hinten</b>. Up obvious weakness past 2 bolts. Then step left around edge past 3rd bolt. Single ring bolt belay / off. Major rope drag, poor rock, not recommended.</p> <p>Set: Hasso Gantze, W. Heuschkel &amp; K. Heuschkel, 2010</p>				
4	<b>THE GHOST</b>	19	Sport	18m, Q6
<p>Starts with a boulder move to the rock flake right over the beginning, then friction climbing to thr bulge. Then on a thin and strenous move up and scramble to the top. Rig rappel to avoid friction on the rope.</p> <p>Set: <b>Speedy Gonzalez</b>, R Beeker &amp; J E Kock, Jan 2021</p>				
5	<b>Von hinten</b>	12	Trad	15m
<p>Up the chimney 5m left of <b>Lustknabe</b>.</p> <p>FA: Wolfram Heuschkel, K. Heuschkel &amp; H. Gantze, 2010</p>				
6	<b>ILLUSION</b>	19	Sport	18m, Q7
<p>Work your way through the little overhang and continue up the scramble to the little crack. Use the crack to access the face and up to the anchor</p> <p>Set: <b>Speedy Gonzalez</b>, R Beeker &amp; J E Kock, 21 Feb 2021</p>				
7	<b>Lustknabe</b>	12	Trad	12m
<p>Up chimney just left of previous routes.</p> <p>FA: H. Gantze, T. Hofmann &amp; A. Bieh, 2012</p>				



Route	Grade Style	Selected ascents
8 <b>The Darkness</b> Jens E. Kock 2024 PROJECT	Sport Project 20m	
9 <b>Timon</b>	21 Sport 15m, Q6	

Climb the chimney and go to the left to find a white rock spot. Follow the tricky face climb to the anchor. After a crimp broke, the grade became higher because of a tricky move

FA: [Speedy Gonzalez](#), 23 Aug 2020

Set: [Speedy Gonzalez](#) & R Morsbech, 23 Aug 2020

10	<b>Pumba</b>	16	Sport	15m, Q7	Friction climbing to get under a small roof, then traverse to the left using a small ledge line, then follow the obvious natural line to the top. Set: <a href="#">Speedy Gonzalez</a> & R Morsbech, Dec 2019
11	<b>Licorka</b>	21	Sport	22m, Q15	Bolted for short climbers. Tricky balance start, good friction up to the anchor. Set: <a href="#">Speedy Gonzalez</a> & Z Von Bentheim, 10 Jun 2023 FA: <a href="#">Speedy Gonzalez</a> , 11 Jun 2023
12	<b>Happy Face</b>	19	Sport	15m, Q9	Difficult friction climbing to the first big ledge and gets more difficult the upper section Set: <a href="#">Speedy Gonzalez</a> & R Morsbech, Oct 2018
13	<b>Eisbein</b>	18	Sport	15m, Q11	Super good route and everyone's favorite. Follow the line to the first big ledge, move right until you can standup. Swing up left on the face and friction climb on good holds to the top. Set: Volker Müller, H. Gantze & B. Kriegeskorte, 2010
14	<b>Soledad</b>	28/29	Sport	Project	45m, 2 , Q18 Got to be extra strong for this one. First pitch is a 23, there is a bit of everything to get to the anchor, climb it efficiently. Second pitch, mske your way to the roof move right over the cracks up and over to the anchor. First pitch has been open, second pitch haven't been open at the moment. Set: <a href="#">Speedy Gonzalez</a> , 2 Apr 2023 FFA: <a href="#">Speedy Gonzalez</a> , 9 Apr 2023
15	<b>1516</b>	20	Sport	28m, 2 , Q6	We add an anchor on the right side, for top rope use. The large crack/chimney in the middle of the wall. 1) Grade 15, 6 bolts. 2) Grade 20, 8 bolts. NOTE: New anchor on the right side for top rope use of the first pitch. Added new bolt at the beggining to make it safer for begginers. Set: Volker Müller & H. Gantze, 2010
16	<b>Herrengedeck</b>	18	Sport	15m, Q8	Thin and strenous start, then friction climbing in the face up to the anchor. Set: Volker Müller & H. Gantze, 2010
17	<b>Apertif</b>	14	Sport	15m, Q5	One of the original routes. Follow the right line up to the large left leaning crack going to the anchor. ADDED NEW BOLT AT THE BOTTOM AND NEW ANCHOR Set: Volker Müller & H. Gantze, 2010
18	<b>WEISSBIERTRAUM</b>	19	Sport	20m, Q9	Friction climbing up to the tricky face move and a lean back to get better grip at the top crack Set: Harry Maier, 31 Mar 2021
19	<b>Yellow Widow</b>	23	Sport	15m, Q9	Friction climbing, super small grips, to get to the ledge and some more friction climbing with the crux move of the route, with a nice hold for your right hand a tiny crimp for your left hand. Set: <a href="#">Speedy Gonzalez</a> & R Morsbech, Sep 2019 FA: <a href="#">Speedy Gonzalez</a> , Nov 2019
20	<b>Fill the Gap</b>	20	Sport	Q5	

Starts with a strenous crack to a blank face, Friction climbing moves to your way to the anchor.

Set: [Speedy Gonzalez](#) & Richard Morsbech, 9 Aug 2020

FA: [Speedy Gonzalez](#), 15 Aug 2020

21 **Bloody Fingers** 22 Sport 15m, Q6

Great friction climb, tight on fingers, bring your fingers with an extra thick skin layer.

Set: [Speedy Gonzalez](#) & R Morsbech, Sep 2018

22 **Stairways for Andreas** 20 Sport Q7

Tricky starting in the crack with a boulder move. Nice ledges for your hands at the beggining to move onto a thin face to the top.

Set: [Speedy Gonzalez](#) & Richard Morsbech, 8 Mar 2020

FA: [Speedy Gonzalez](#), 16 May 2020

23 **Spider Crack** 18 Sport Q5

Climb your way to the bulge/overhang into the open book, then you can lay back on your way to the face and friction climb to the anchor. Variant from the old Route. We add a new anchor on the right, to top rope the route.

Set: [Speedy Gonzalez](#) & Richard Morsbech, 23 Aug 2020

24 **Wenn ich einmal traurig bin...** 16 Sport 15m

Start on the right at the overlap. Sport.

Set: Stefan Schubert, H. Gantze, K. Pötschke, P. Gocht & D. Reimann, 2013

25 **...dann trink' ich einen Korn!** 17 Sport 20m

From the belay of 'Wenn ich einmal...' step left and up. Sport. 3x botls to top anchor. Walk down back left of ridge. Far right of the brauhaus-wand)

FA: Dirk Mahnert, H. Gantze & S. Laske, 2014





	Route	Grade Style	Selected ascents
26	<b>Huevo de AvesLucho</b> Nice boulder problem to get to the second bolt Set: <a href="#">Lucho birkner</a> & <a href="#">Javiera Ayala</a> , 21 Jun 2024 FA: <a href="#">M Louwrens</a> , 30 Jun 2024	19 Sport Q3	
27	<b>Sugarman</b> Climb the steep face into the scoop and over the bulge, then easy friction to the anchor. Set: <a href="#">R Beeker</a> & <a href="#">J E Kock</a> , 6 Jan 2024	16 Sport 18m, Q7	
28	<b>Train your Dragon</b> Follow the sloping face on big ledges, step left and friction climb to the anchor. Not recommended to lower, better rappeling down. Set: <a href="#">R Beeker</a> & <a href="#">J E Kock</a> , 2023	14 Sport 16m, Q7	
29	<b>Valhalla Rising</b> Boulder move to start the climbing, but then up the easy face to the little roof and over. Friction to the anchor. Set: <a href="#">R Beeker</a> & <a href="#">J E Kock</a> , Jan 2024	15 Sport 16m, Q8	
30	<b>Balder's Gate</b> Start on the right side of the crack and climb up good grips to the ledge. From there, there is a tricky friction climb on top. Set: <a href="#">R Beeker</a> & <a href="#">J E Kock</a> , Jan 2024	18 Sport 18m, Q9	
31	<b>Gina's Route</b> Fun route. Follow up the face on many good holds. Good for beginners Set: <a href="#">R Beeker</a> & <a href="#">J E Kock</a> , Oct 2023	14 Sport 18m, Q9	
32	<b>Alcohol</b> Climb up to the ledge then climb the face on many little grips to the anchor FA: <a href="#">Speedy Gonzalez</a> , 27 Feb 2022 Set: <a href="#">Speedy Gonzalez</a> & <a href="#">J E Kock</a> , 27 Feb 2022	17 Sport 16m, Q6	



Route	Grade Style	Selected ascents
33 Spider Harry Project Future project for 2025 Set: Harry Maier, 2025	Sport Project	

## 1.2. Power Tower



Route	Grade Style	Selected ascents
1 Tribal Connection Get closer to the bottom section of the crack line to start with the first pitch. Follow the stairs to the beginning of the route. Be careful at the two first bolts because of small loose rocks. Recommended to abseil down from the other side of the route(back side) First pitch 6 bolts and anchor 28 meters Second pitch 6 bolts and anchor 18 meters Set: Speedy Gonzalez & J E Kock, 21 Jan 2024 FA: Speedy Gonzalez, 23 Mar 2024	21 Sport 60m, 2 , 13	
2 Sundance Get closer to the bottom section of the crack line to start with the first pitch. Follow the stairs to the beginning of the route. Be careful at the two first bolts because of small loose rocks. Recommended to abseil down from the other side of the route(back side) This route use the first two bolts from Tribal Connection and then you move to the main face on the right side of the crack with some overhanging moves. Set: Speedy Gonzalez & J E Kock, 11 Feb 2024	Sport Project 2	



Route	Grade	Style	Length	Selected ascents
1 <a href="#">Direct route</a> Set: Rensha Bekeer, Jens E Kock & Speedy Gonzalez, 16 Apr 2022 FFA: Speedy Gonzalez, Rensha Bekeer & Jens E Kock, 16 Apr 2022	17	Mixed trad	2 . 02	
2 <a href="#">Morgen gibt's Freibier!</a> 1. Follow chute up to about half height then right to stance (bolted belay). 2. Chimney up 10m, keeping right past bolt to the big band (belay). 3. Straight up then right to pinnacle (threads). FA: Hasso Gantze u. Volker Müller, 2010	17	Sport	80m, 3	
3 <a href="#">PROJECT UFO??</a> Facing to the Brauhaus wall Set: Speedy Gonzalez & J E Kock, Apr 2024		Trad Project	2	

## 1.4. Kückis Pub

Route	Grade	Style		Selected ascents
1 Swakop Escalator This route follows an amazing Dolorite seam. Take friends 0.5-3, nuts and a helmet. Absell from top. FA: Volker Müller u. Hasso Gantze, 2010	13	Trad	60m	






## 1.5. Flinstones



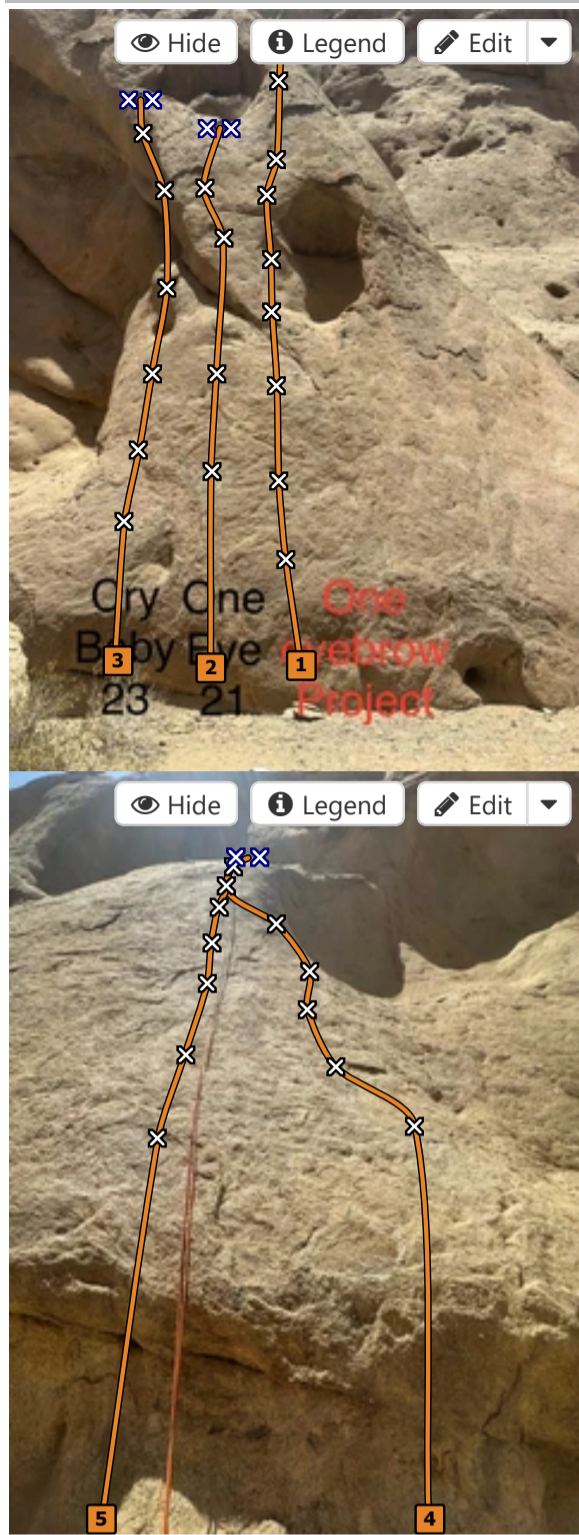
Route	Grade Style	Selected ascents
<p>1 <b>Yaba</b></p> <p>Belay bolt in the middle of the three routes</p> <p>FFA: Speedy Gonzalez &amp; Richard Morsbech, 2020</p> <p>Set: Speedy Gonzalez &amp; Richard Morsbech, 2020</p>	<p>16 Sport 18m, 5</p>	
<p>2 <b>Daba</b></p> <p>Belay bolt in the middle of the three routes</p> <p>FA: Speedy Gonzalez, Richard &amp; Richard Morsbech, 2020</p> <p>Set: Speedy Gonzalez &amp; Richard Morsbech, 2020</p>	<p>18 Sport 18m, 5</p>	
<p>3 <b>Doo</b></p> <p>Belay bolt in the middle of the three routes</p> <p>FFA: Speedy Gonzalez &amp; Richard Morsbech, 2020</p> <p>Set: Speedy Gonzalez &amp; Richard Morsbech, 2020</p>	<p>17 Sport 18m, 5</p>	
<p>4 <b>Pebbles Flinstones</b></p> <p>Set: Speedy Gonzalez, 2 Apr 2023</p> <p>FFA: Speedy Gonzalez &amp; Harry Maler, 9 Apr 2023</p>	<p>21 Sport 20m, 7</p>	

1.6. Dead Vlei




Route	Grade	Style	Length	Bolts	Selected ascents
<b>1 Point and Kill</b> First route on the right side of the valley Set: Speedy Gonzalez, 25 Dec FA: M Louwrens, 26 Dec	19	Sport	22m	13	
<b>2 The last Mica Chunk</b> Left side of the valley Set: Speedy Gonzalez, 9 Nov FA: Speedy Gonzalez, 10 Nov	17	Sport	15m	3	
<b>3 M&amp;N'S Joy</b> Beautiful line that combines small crimps, friction climbing and a crack climbing that holds the crux of the route Set: Speedy Gonzalez, 30 Nov FA: Speedy Gonzalez, 1 Dec	22	Sport	25m	9	
<b>4 Calaveras y Diablitos(Halloween Route)</b> Left side of the valley Set: Speedy Gonzalez, 9 Nov FA: M Louwrens, 10 Nov	14	Sport	15m	3	

1.7. Staring Eyes Wall



Route	Grade Style	Selected ascents
1 <a href="#">One Eyebrow</a> First route of the crag. Bolted project to be finished soon Set: <a href="#">Speedy Gonzalez</a> , 15 Dec	26 <a href="#">Sport</a> <a href="#">Project</a> 18m, 8	
2 <a href="#">One Eye</a> FA: <a href="#">Speedy Gonzalez</a> , 24 Nov Set: <a href="#">Speedy Gonzalez</a> , 24 Nov	21 <a href="#">Sport</a> 18m, 4	
3 <a href="#">Cry Baby</a> Set: <a href="#">Speedy Gonzalez</a> , 1 Dec FA: <a href="#">Speedy Gonzalez</a> , 7 Dec	23 <a href="#">Sport</a> 18m, 6	
4 <a href="#">PROJECT UFO 1??</a> Set: <a href="#">M Louwrens</a> & <a href="#">Speedy Gonzalez</a> , 3 Nov	23 <a href="#">Sport</a> <a href="#">Project</a> 7	
5 <a href="#">PROJECT UFO 2??</a> Set: <a href="#">M Louwrens</a> & <a href="#">Speedy Gonzalez</a> , 3 Nov	25 <a href="#">Sport</a> 7	



Route	Grade Style	Selected ascents
6 Blood Bank	22 Sport 18m, Q10 Set: Speedy Gonzalez, 20 Oct FA: Speedy Gonzalez, 27 Oct	

### 1.8. Piccola Italia



Route	Grade Style	Selected ascents
1 Romolo e Remo Starts on a small overhanging, after that you climb in a straight line to the top FA: Speedy Gonzalez, Sep 2024	18 Sport 18m, Q5	
2 Bella Ciao Set: Speedy Gonzalez, 12 Mar 2022 FA: Speedy Gonzalez, 13 Mar 2022	17 Sport 20m, Q5	
3 Spartacus The route starts with an easy overhanging and after few meters, there is another slightly overhanging climb	21 Sport Project 19m, Q6	



	Route	Grade	Style	📏	Selected ascents	
1	Blade Runner Set: M Louwrens, R Bekeer, J E Kock & Speedy Gonzalez, 17 Nov	{US} V4	Boulder	Project	6m	
2	Psychotherapy FA: Speedy Gonzalez, 17 Nov Set: M Louwrens & Speedy Gonzalez, 17 Nov	{US} V3	Boulder		3m	

1.10. Caveman



Route	Grade	Style	Selected ascents
1 Cocaine	21	Sport Project Q6	
Set: R Bekeer & J E Kock, 5 Jan			
2 Snakes and Ladders	15	Sport 3	
First pitch 6 bolts			
Set: R Bekeer & J E Kock, 16 Nov			
FA: R Bekeer & J E Kock, 17 Nov			

2. Index by grade

Grade	Stars	Name	Style	Pop	Area
12		Lustknabe	Trad 12m		1.1. Brauhaus-Wand
		Von hinten	Trad 15m		1.1. Brauhaus-Wand
13		Dance Monkey	Sport 15m, Q6		1.1. Brauhaus-Wand
		Swakop Escalator	Trad 60m		1.4. Kückis Pub
14		Apertif	Sport 15m, Q5		1.1. Brauhaus-Wand
		Gina's Route	Sport 18m, Q9		1.1. Brauhaus-Wand
		Schwesterwelle	Sport 15m, Q4		1.1. Brauhaus-Wand
		Train your Dragon	Sport 16m, Q7		1.1. Brauhaus-Wand
		Calaveras y Diablitos(Halloween Route)	Sport 15m, Q3		1.6. Dead Vlei
15		Valhalla Rising	Sport 16m, Q8		1.1. Brauhaus-Wand
		Snakes and Ladders	Sport 3		1.10. Caveman
16		Pumba	Sport 15m, Q7		1.1. Brauhaus-Wand
		Sugarman	Sport 18m, Q7		1.1. Brauhaus-Wand
		Wenn ich einmal traurig bin...	Sport 15m		1.1. Brauhaus-Wand
		Yaba	Sport 18m, Q5		1.5. Flinstones

17		...dann trink' ich einen Korn!	Sport	20m	1.1. Brauhaus-Wand
	✓⚡	Alcohol	Sport	16m, Q6	1.1. Brauhaus-Wand
		WonderWoman	Sport	15m, Q6	1.1. Brauhaus-Wand
		Direct route	Mixed trad	2 , Q2	1.3. Stiefel
		Morgen gibt's Freibier!	Sport	80m, 3	1.3. Stiefel
		Doo	Sport	18m, Q5	1.5. Flinstones
		The last Mica Chunk	Sport	15m, Q3	1.6. Dead Vlei
		Bella Ciao	Sport	20m, Q5	1.8. Piccola Italia
18		Balder's Gate	Sport	18m, Q9	1.1. Brauhaus-Wand
		Eisbein	Sport	15m, Q11	1.1. Brauhaus-Wand
		Herrengedeck	Sport	15m, Q8	1.1. Brauhaus-Wand
		Spider Crack	Sport	Q5	1.1. Brauhaus-Wand
		Daba	Sport	18m, Q5	1.5. Flinstones
		Romolo e Remo	Sport	18m, Q5	1.8. Piccola Italia
19		Happy Face	Sport	15m, Q9	1.1. Brauhaus-Wand
	👁️	Huevo de AvesLucho	Sport	Q3	1.1. Brauhaus-Wand
		ILLUSION	Sport	18m, Q7	1.1. Brauhaus-Wand
		THE GHOST	Sport	18m, Q6	1.1. Brauhaus-Wand
		WEISSBIERTRAUM	Sport	20m, Q9	1.1. Brauhaus-Wand
		Point and Kill	Sport	22m, Q12	1.6. Dead Vlei
20		1516	Sport	28m, 2 , Q6	1.1. Brauhaus-Wand
		Fill the Gap	Sport	Q5	1.1. Brauhaus-Wand
		Stairways for Andreas	Sport	Q7	1.1. Brauhaus-Wand
21	✓⚡	Licorka	Sport	22m, Q15	1.1. Brauhaus-Wand
		Timon	Sport	15m, Q6	1.1. Brauhaus-Wand
		Tribal Connection	Sport	60m, 2 , Q13	1.2. Power Tower
		Pebbles Flinstones	Sport	20m, Q7	1.5. Flinstones
		One Eye	Sport	18m, Q4	1.7. Staring Eyes Wall
		Spartacus	Sport	Project 19m, Q6	1.8. Piccola Italia
		Cocaine	Sport	Project Q6	1.10. Caveman
22	✓⚡	Bloody Fingers	Sport	15m, Q6	1.1. Brauhaus-Wand
		M&N'S Joy	Sport	25m, Q9	1.6. Dead Vlei
	👁️	Blood Bank	Sport	18m, Q10	1.7. Staring Eyes Wall
23	👁️	Yellow Widow	Sport	15m, Q9	1.1. Brauhaus-Wand
		Cry Baby	Sport	18m, Q6	1.7. Staring Eyes Wall
		PROJECT UFO 1??	Sport	Project Q7	1.7. Staring Eyes Wall
V3		Psychotherapy	Boulder	3m	1.9. Boulder Valley
25		PROJECT UFO 2??	Sport	Q7	1.7. Staring Eyes Wall
V4		Blade Runner	Boulder	Project 6m	1.9. Boulder Valley
26		One Eyebrow	Sport	Project 18m, Q8	1.7. Staring Eyes Wall
28/29		Soledad	Sport	Project 45m, 2 , Q18	1.1. Brauhaus-Wand
?		Spider Harry Project	Sport	Project	1.1. Brauhaus-Wand
		The Darkness	Sport	Project 20m	1.1. Brauhaus-Wand
		Sundance	Sport	Project 2	1.2. Power Tower
		PROJECT UFO??	Trad	Project 2	1.3. Stiefel